

B SERIES

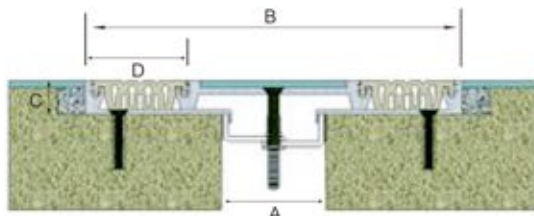


The B Series is a dual elastomeric system designed for floor and wall expansion joint applications. It is a combination aluminum alloy and elastomeric seal product allowing plus and minus 25-50% thermal movement and up to 100% seismic movement in nominal expansion joint gaps of 1 to 12 inches.

Options: Floor to Floor, Floor to Wall, Wall to Wall and Corner Wall and Ceilings, *Cast-in-place, New to Existing, Recessed, Aluminum, Bronze, and Stainless Steel, with smooth Santoprene® or V-groove vinyl elastomeric seals in multiple colors. (See pages 7,18)

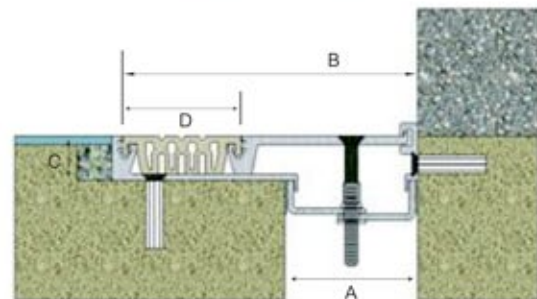
Typical applications: Interior Pedestrian, Hospital, and applications requiring a flush surface condition to minimize bumps for thermal and seismic movements.

Floor to Floor



System	A	B	C	D	Finish
B10-16-11	1	6	3-3/16	1-1/4	Plain
B15-16-11	1-1/2	6-1/2	3-3/16	1-1/2	
B20-16-11	2	7	3-3/16	1-3/4	
B10-13-16	1	6	3-3/16	1-1/4	Abrasive
B15-13-16	1-1/2	6-1/2	3-3/16	1-1/2	
B20-13-16	2	7	3-3/16	1-3/4	
B10-17-11	1	6	3-3/16	1-1/4	Recess 1/8
B15-17-11	1-1/2	6-1/2	3-3/16	1-1/2	
B20-17-11	2	7	3-3/16	1-3/4	
B10-18-11	1	6	3-3/16	1-1/4	Recess 3/8
B15-18-11	1-1/2	6-1/2	3-3/16	1-1/2	
B20-18-11	2	7	3-3/16	1-3/4	

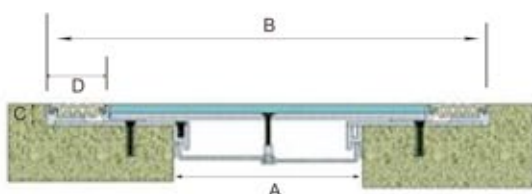
Floor to Wall



System	A	B	C	D	Finish
B10-33-11	1	3-7/16	2	1-1/4	Plain
B15-33-11	1-1/2	4	2-1/4	1-1/2	
B20-33-11	2	4-7/16	2-1/2	1-3/4	
B10-33-16	1	3-7/16	2	1-1/4	Abrasive
B15-33-16	1-1/2	4	2-1/4	1-1/2	
B20-33-16	2	4-7/16	2-1/2	1-3/4	

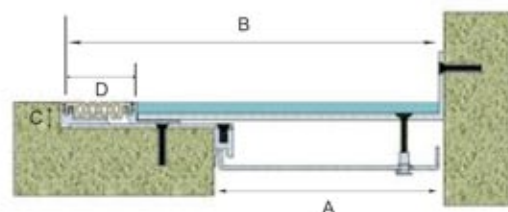
*Specify "Cast-in-place" with any model

Floor to Floor Wide



System	A	B	C	D	Finish
B()-16-11	3-12	1.5A+2.5	5/8	1-3/4	Plain
B()-13-11	3-12	1.5A+2.5	5/8	1-3/4	Abrasive
B()-17-11	3-12	1.5A+2.5	5/8	1-3/4	Recess 1/8

Floor to Wall Wide



System	A	B	C	D	Finish
B()-33-11	3-12	1.5A+2.5	5/8	1-3/4	Plain
B()-33-16	3-12	1.5A+2.5	5/8	1-3/4	Abrasive
B()-33-17	3-12	1.5A+2.5	5/8	1-3/4	Recess 1/8

B SERIES - continued

www.archart.com

Available Colors of Vinyl and Santoprene®



Black



Brown



Beige



Gray

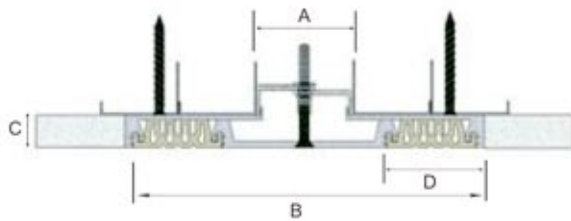


White

Note: all colors shown above are photographic representations only. Since the color lithography reproduction process can only approximate product color values for reference purposes, it is suggested actual samples be obtained from the manufacturer for true and accurate color selection.

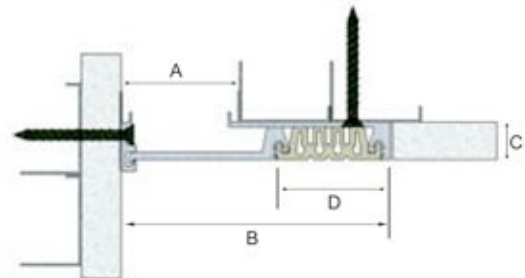
**Colors Are Available For
Series B, C, J, R**

Wall to Wall



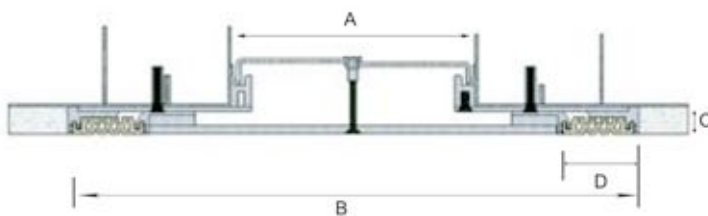
Wall to Wall System	A	B	C	D	Finish
B10-51-14	1	6	5/8	1-1/4	Anodized Clr
B15-51-14	1-1/2	6-1/2	5/8	1-1/4	
B20-51-14	2	7	5/8	1-1/4	

Corner Wall



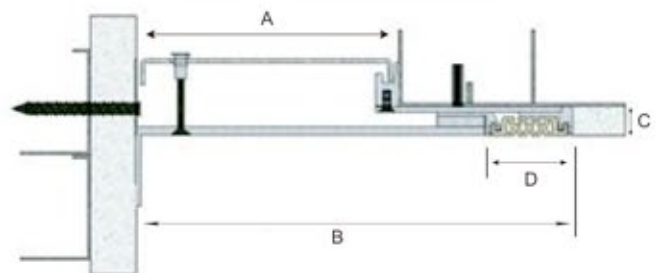
Corner Wall System	A	B	C	D	Finish
B10-61-14	1	3-7/16	5/8	1-1/4	Anodized Clr
B15-61-14	1-1/2	4	5/8	1-1/4	
B20-61-14	2	4-7/16	5/8	1-1/4	

Wall to Wall Wide Joints



Wall to Wall Wide Joints System	A	B	C	D	Finish
B(-)51-14	3-12	1.5A+2.5	5/8	1-3/4	Anodized Clr

Corner Wall Wide Joints



Corner Wall Wide Joints System	A	B	C	D	Finish
B10-61-14	3-12	1.5A+2.5	5/8	1-3/4	Anodized Clr