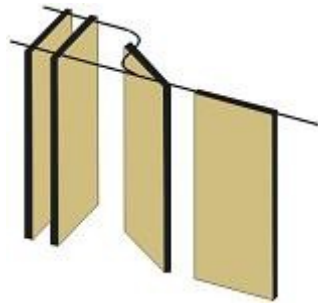


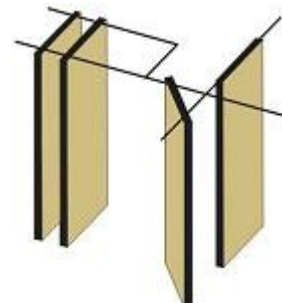
Moduflex® Series 400 3 1/4" (82mm) thick operable walls for general purpose applications have high density panel faces machine bonded to metal frames providing strength, mass and stability.

The following lists some common features and available operations of Series 400 operable walls. :

- Walls available to 16' (4877mm) high.
- Acoustically rated to Sound Transmission Class (STC)
- Class A flame spread rated panels have non-combustible, high density faces machine bonded to one-piece, unspliced metal frames.
- Standard Sheer Look® wrap-around panel edges.
- Optional additional protective edge-of-face trim available for those customers who need extra edge protection.
- Strong, protective, universally interlocking framing astragals on both panel edges of every model made of steel for extra impact strength.
- Astragals are self-mating, deep-nesting, labyrinth-style with sound seals spaced far apart for optimum acoustical performance.
- Continuous horizontal top and bottom seals.
- All seal mechanisms are outside the panel frames for access for serviceability.
- Quiet, smooth, aluminum track systems with integral metal soffits.
- Solid, sturdy, acoustically-tight, adjustable pass doors with optional Autocloser hydraulic door closers, exit (panic) hardware, and photo-luminescent exit signs.
- All panels are unitized for torsional rigidity and acoustical tightness. We do not offer models having gypsum faces loosely contained in aluminum frames.
- Electric operation with SafetyFlex™ safety devices.



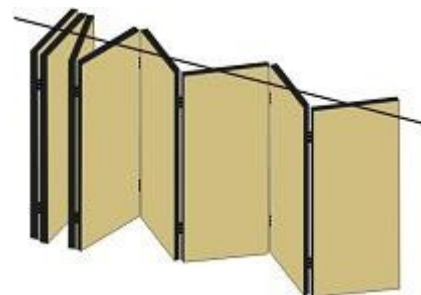
[Model 410 PP](#)
Pre-Programmed™ Individual Panels



[Model 410 MD](#)
Multi-Directional Individual Panels



[Model 420](#)
Paired Panels, Straight-Line Openings



[Model 440](#)
Electrically Operated Continuously-Hinged Panels,
Straight-Line Openings